




## **Extreme Paper Piecing Y Not!**



## Grace Company

Extreme paper piecing is a new technique that involves making large shapes with a template and then using the *Ruler or Open Toe foot* to tack your fabric directly onto the quilt. Here are the instructions on how to use this technique to make a unique hexagon pillow

### Materials

- Photo card stock for template.
- 1/4 yard of assorted Solid or Prints
- Light
- Med
- Dark
- Center your template on the wrong side of a fabric “V” Shape Template.
- Glue along the edge of the template with a glue stick. Fold the edges over the glued edge of the template.

### Grace Company Products Used

- *Open Toe or Ruler Foot Ruler Base*
- *TrueCut Rulers*

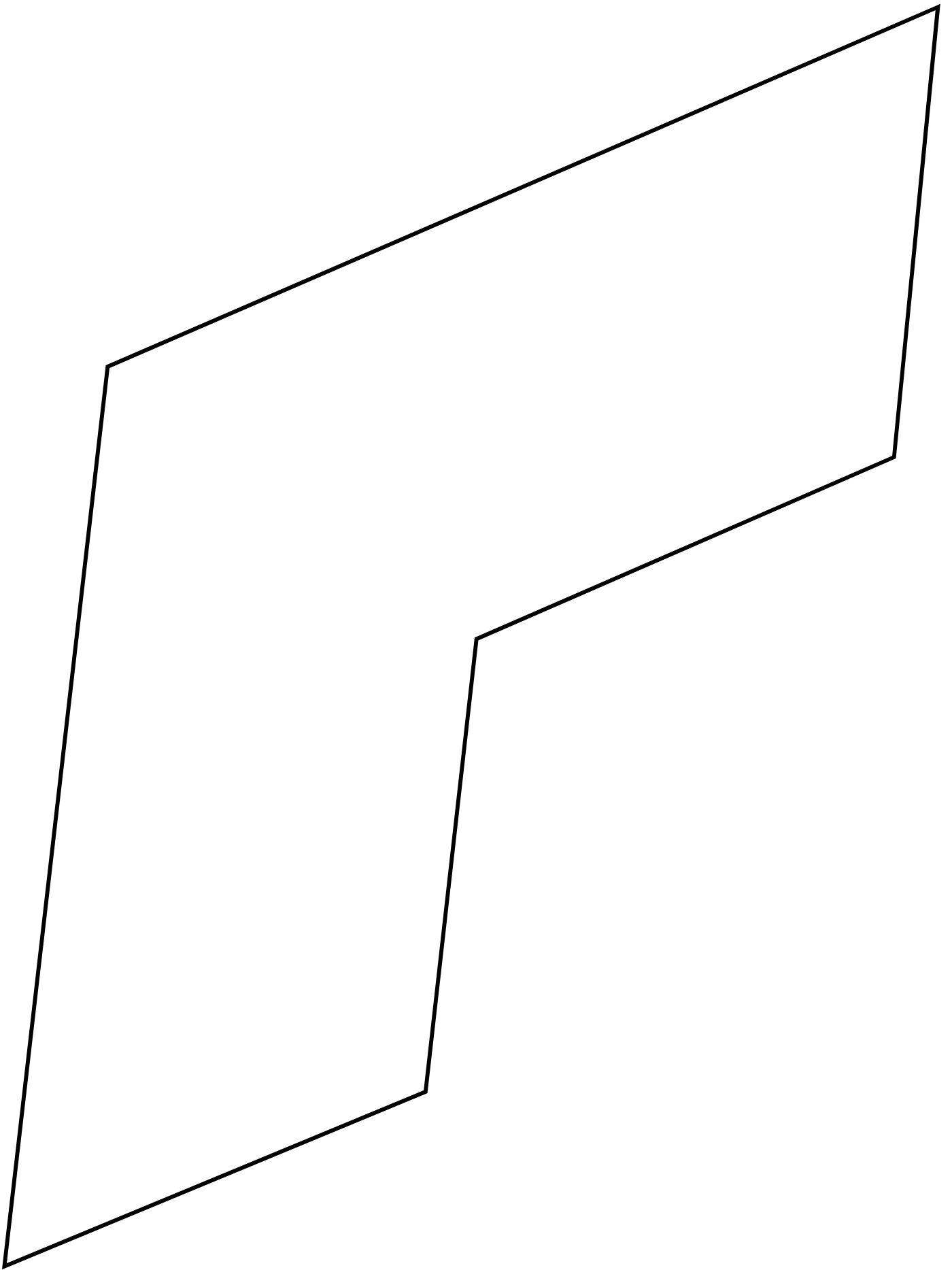
### Notes

- Use a  $\frac{3}{8}$ ” seam allowance

### Cut Your Templates


- Cut a template out of a sheet of glossy photo card stock.
- Use your template and *TrueCut Ruler* to cut one Light, One Medium, and one Dark “V” Shape with a  $\frac{3}{8}$ ” seam allowance from your print fabric.
- Press the edges flat with an iron.
- Carefully unstick your fabric from the edges of the template and remove your template. Press the creases of your fabric again.
- Use the same template and same method to fold and crease all seven of your “V” Shapes.





## Piece onto Your Quilt

- Make a quilt sandwich from your backing, batting and top fabric and attach it to your frame.
- Use the diagram below and arrange as many “V” shape onto your quilting area as you can. Check how far your machine will be able to reach.
- Use your Ruler Foot and Ruler stitch around each of the shape. Use the “Ruler Foot or Open Toe” and stay as close to the edges as you can.
- When all of your shapes are tacked down, quilt both inside and outside the with free motion design or use the automation.
- Remove the your quilt from the frame and trim to the size you want.



# Grace Company



We hope you enjoy trying this new technique. Celebrate and remember: We at The Grace Company provide you with the tools...you create the masterpiece!

### **Contact us!**

Phone: (800) 264-0644

Email: [education@graceframe.com](mailto:education@graceframe.com)

Web: [www.graceframe.com](http://www.graceframe.com)



© Grace Company 2022  
2225 South 3200 West  
Salt Lake City, UT  
84119 United States